



M 19100



M 19100 RD



M 19100 ZD



MU 19100

Most important features:

- White inner side for the best feed intake
- 11 mm thick unbreakable plastic from the highest quality
- Very strong stainless steel 304 trough
- Very strong complete stainless steel 304 dosing system
- 1/2" stainless steel water connection male thread
- Very long-lasting feeder with high own weight (>20KG)
- Excellent QPR








VERBA M-series liquid feeders are ideal for crumb, pellet and meal feed. The feeder has a unique dosing mechanism and a stainless steel drinker nipple. The system uses the animal's natural eating movements to mix the feed and water in the correct ratio. The best dose is 4 g per movement. The feeder must be mounted firmly at the back and should be fixed to the ground in a corner of the pen. The double versions are available in side-by-side and back-to-back models. You can order these feeders with the water pipe on the left or right.

The wet feeders of the MU-series are suitable for meal-feeding, possibly mixed with max. 35% CCM.

Guarantee: 7 Years on construction- and material faults; drinking nipples 1 year on construction faults. Drinking nipples are only suited for water, not for additives.

Options:

Mounting angles, stainless steel U-profiles, stud plate for under the feeder


		FEED								ARTICLE
M 19100	Single	a-b-c	46 ltr	W 330 x D360 x H 1000	1	11	20-120 kg	1	20 kg	A00-0006
M 19100 RD	Double	a-b-c	92 ltr	W 330 x D 680 x H 1000	2 x 1	2 x 11	20-120 kg	2 x 1	32 kg	A00-0009
M 19100 ZD	Single	a-b-c	92 ltr	W 650 x D 360 x H 1000	1 x 2	22	20-120 kg	1 x 2	33 kg	A00-0016
B 19100	Single	a-b-c	30 ltr	W 330 x D 280 x H 800	1	11	10-35 kg	1	15 kg	A00-0110
MU 19100	Single	c-d	46 ltr	W 330 x D 360 x H 1000	1	11	20-120 kg	1	22 kg	A00-0054
MU 19100 RD	Double	c-d	92 ltr	W 330 x D 680 x H 1000	2 x 1	2 x 11	20-120 kg	2 x 1	34 kg	A00-0058
MU 19100 ZD	Single	c-d	92 ltr	W 650 x D 360 x H 1000	1 x 2	22	20-120 kg	1 x 2	35 kg	A00-0067

Feed: a= pellet, b= crumb, c= meal, d=meal mixed with max. 35% CCM and/or weat/barley

The number of animals specified for each feed dispenser is an indication only and can depend on genetics, feed type, mineral regulations, legislation



M 19100



MU 19100